

Bevel Edge

The Bevel 45° Edge profile adds dimensional beauty and character to any countertop. Both simple and elegant, The Bevel 45° edge creates a distinct and chiseled appearance that is perfect for residential applications.


Features

- Standard substrate is 3/4" industrial-grade particleboard, available in 8', 10', and 12' lengths
- Standard postformed-grade laminate with a thickness of 0.042" + 0.002" - 0.008"
- Both standard and special styles and sizes are suitable for all residential, commercial, institutional, or light industrial applications
- Available as an environmentally friendly EOC countertop




Kitchen & Vanity Top

ANV 19
ANV 22 1/2
ANK 25 1/4




Flat Deck Top

ANF 22 1/2
ANF 25 1/4
ANF 26 1/2
ANF 30
ANF 36
ANF 42



Bar Top

ANB 26 1/2
ANB 30
ANB 36
ANB 42



Exceptional quality laminate surfaces

For over 70 years, The L.E. Smith Company has worked hard to become one of the best laminate countertop manufacturers in the country. Today, that commitment is as strong as ever.

In addition to offering exceptional quality products, we are also committed to helping you improve profitability. A partnership with L.E. Smith means that you can focus on your highest profit return areas while we handle your laminate surface needs.